



Third Party and Critically Reviewed Ray plantMEG™ Life Cycle Assessment (LCA)

Compliant with the guidelines of ISO 14040/14044

Avantium Renewable Chemistries
February 2022




Disclaimer

This presentation has been prepared by Avantium N.V. (the “Company”). For the purposes of this notice, the presentation that follows (the “Presentation”) shall mean and include the slides that follow, the oral presentation of the slides by the Company, the question-and-answer session that follows that oral presentation, hard copies of this document and any materials distributed at, or in connection with, that presentation.

Some of the statements in this Presentation constitute forward-looking statements. These statements involve known and unknown risks, uncertainties and other factors that may cause the Company’s actual results, levels of activity, performance or achievements to be materially different from any future results, levels of activity, performance or achievements expressed or implied by such forward-looking statements. Forward-looking statements relate to future events or the Company’s future financial performance. In some cases, forward-looking statements can be identified by terminology such as “may,” “will,” “should,” “expects,” “plans,” “anticipates,” “believes,” “estimates,” “predicts,” “potential” or “continue” or the negative of such terms or other comparable terminology. These statements are only predictions. Actual events or results may differ materially. In evaluating these statements, various risk factors should be taken into account. Risk factors may cause actual results to differ materially from any forward-looking statement. Although the Company believes that the expectations reflected in the forward looking statements are reasonable, the Company cannot guarantee future results, levels of activity, performance or achievements. Moreover, neither the Company nor any other person assumes responsibility for the accuracy and completeness of such statements. The Company is under no duty to update any of the forward-looking statements after the date of this Presentation or to conform such statements to actual results.

The information contained in this Presentation is for information purposes only. The information does not constitute or form part of, and should not be construed as, an offer to sell or issue, or a solicitation of any offer to buy or subscribe for any securities of the Company.



Executive Summary of Ray plantMEG™ Life Cycle Assessment

Avantium N.V, a leading technology company in renewable chemistry, recently conducted a third party and critically reviewed Life Cycle Assessment (LCA) study on the environmental impacts of its plantMEG™ (mono-ethylene glycol) from its Ray Technology™

The Life Cycle Assessment (LCA) is based on the following key assumptions and considerations

- Cradle-to-grave LCA with a regional and application focus on Europe and PET bottles, respectively
- Time reference of 2025, in view of the commercial Ray Technology™ deployment timelines
- Use of Cosun Beet Company beet sugar, green electricity, natural gas-based steam and green hydrogen
- European Commission Targets (for 2025) on PET bottle collection and recycling are used to define the End-of-Life scenario
- End-of-life allocation is performed as per the Circular Footprint Formula (CFF) and Substitution Approach

The LCA shows a greenhouse gas (GHG) emission reduction of up to 83% over the life cycle when Avantium's plantMEG™ is compared with its fossil-based incumbents

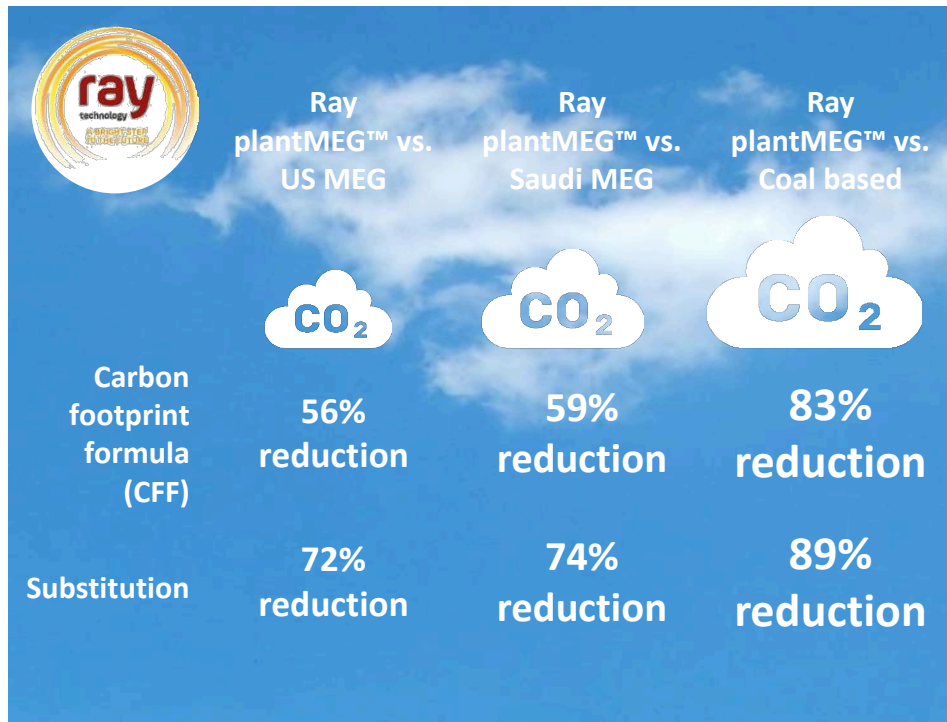
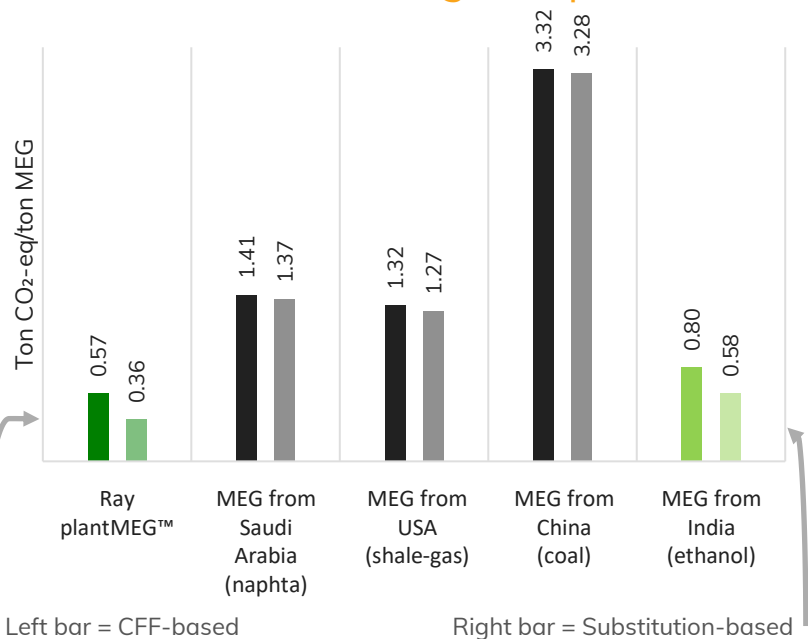
- Climate change impact of Ray plantMEG™ is lowered with 56-83%¹ compared to fossil-MEG using the Circular Footprint Formula.)
- Climate change impact of plantMEG™ is lowered even further using the Substitution Approach, performing 72-89% better than fossil-MEG
- Next to being best-in-class in climate change impact, Ray plantMEG™ outperforms all incumbent technologies in the water scarcity impact category
- The agricultural dependency of biobased technologies like Ray Technology™ drives the Terrestrial Eutrophication and Land Use impact in comparison to fossil technologies. Ray plantMEG™ is still advantaged in comparison to ethanol-based MEG across all these impact categories

1. Range depending on incumbent fossil-feedstock source



Climate change impact of Ray plantMEG™ is lowered with 56-83% compared to fossil-MEG

Climate change impact

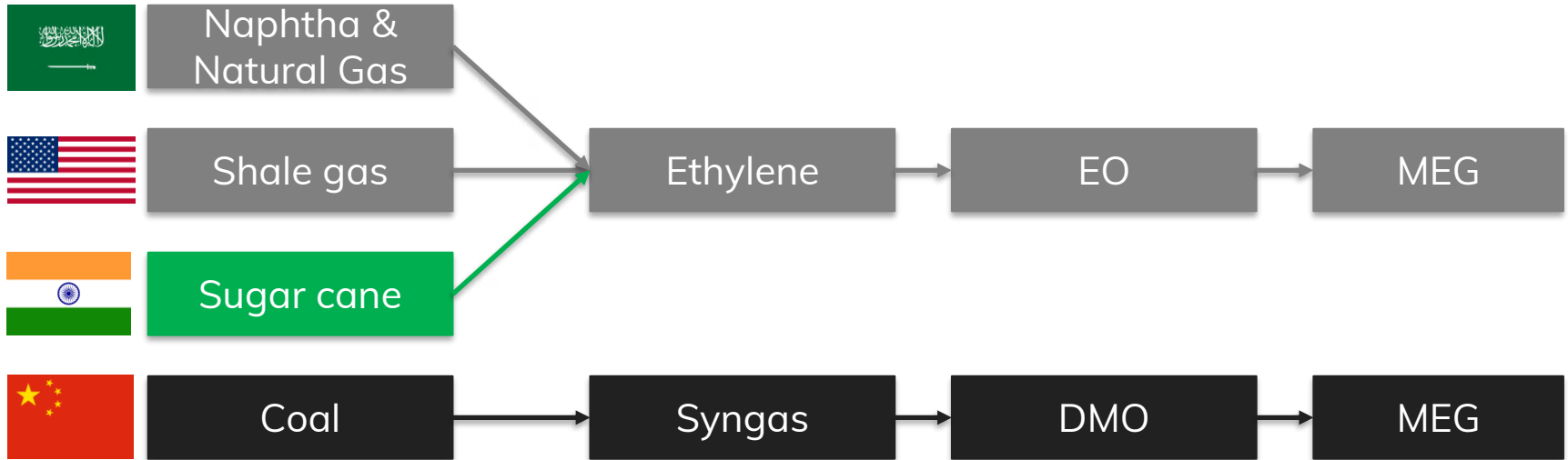


Source: Final outcomes of environmental cradle-to-grave life cycle analysis, performed with Sphera and subjected to independent panel review. Economic Allocation Is applied across all technologies. End of Life emissions are determined based on the EU PET Bottle Collection and Recycling Targets for 2025 and Circular Footprint Formula (CFF) and Substitution approach, Ray plant-MEG™ based on Dutch beet sugar, assumes green H₂



Introduction

A set of relevant incumbent technologies has been selected for the comparative assessment



The end-of-life scenario is based on 2025 European Commission target setting in the Single Use Plastics Directive

	2019	2025	2030
Bottle Collection	64%	77%	90% <small>2029</small>
Plastic Recycling	46% <small>For PET</small>	50%	55%
Recycled content incorporation	14.5%	25%	30%

Source: ICIS, December 2020 ([LINK](#))

End-of-Life Allocation Approaches

Circular Footprint Formula (CFF) approach

- This allocation method predefines allocation factors of credits and burdens between two life cycles and aims to describe market realities that capture both aspects of recycling—the recycled content and recyclability at the end of life.

Substitution approach (or “avoided burden” approach)

- This approach is based on the perspective that material that is recycled into secondary material at end-of-life will substitute for an equivalent amount of virgin material. Hence a credit is given to account for this material substitution.

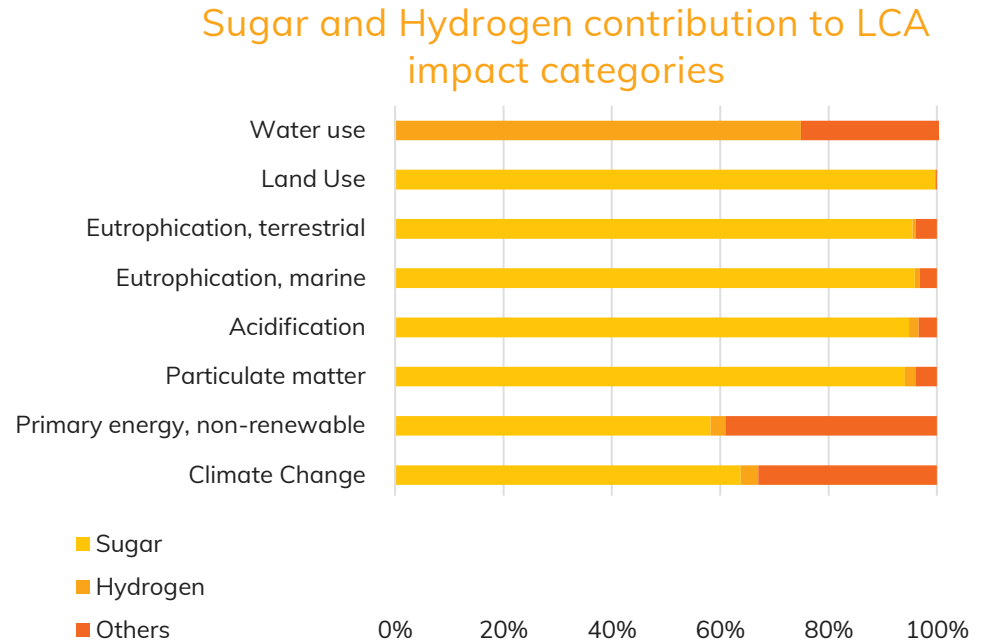
A broad range of environmental impact categories have been assessed

<u>Impact Category</u>	<u>Unit of Measurement</u>
▪ Climate Change	kg CO ₂ -eq
▪ Water Scarcity	m ³
▪ Eutrophication	
▪ Terrestrial	Mole of N-eq
▪ Marine	Kg of N-eq
▪ Land Use	Pt
▪ Acidification	Mole of H-eq
▪ Primary Energy Demand	
▪ Non-Renewable	MJ
▪ Particulate Matter	Disease incidences

All figures are expressed on a “per ton MEG” basis

The carbohydrate feedstock is the most significant contributor to most of the LCA impact categories

As sugar is the most important feedstock in the Ray Technology™ it logically is the most significant contributor to the majority of the LCA impact categories



Source: Final outcomes of environmental cradle-to-grave life cycle analysis, performed with Sphera and subjected to independent panel review. Economic Allocation Is applied across all technologies. End of Life emissions are determined based on the EU PET Bottle Collection and Recycling Targets for 2025 and Circular Footprint Formula (CFF) and Substitution approach, Ray plant-MEG™ based on Dutch beet sugar, assumes green H₂

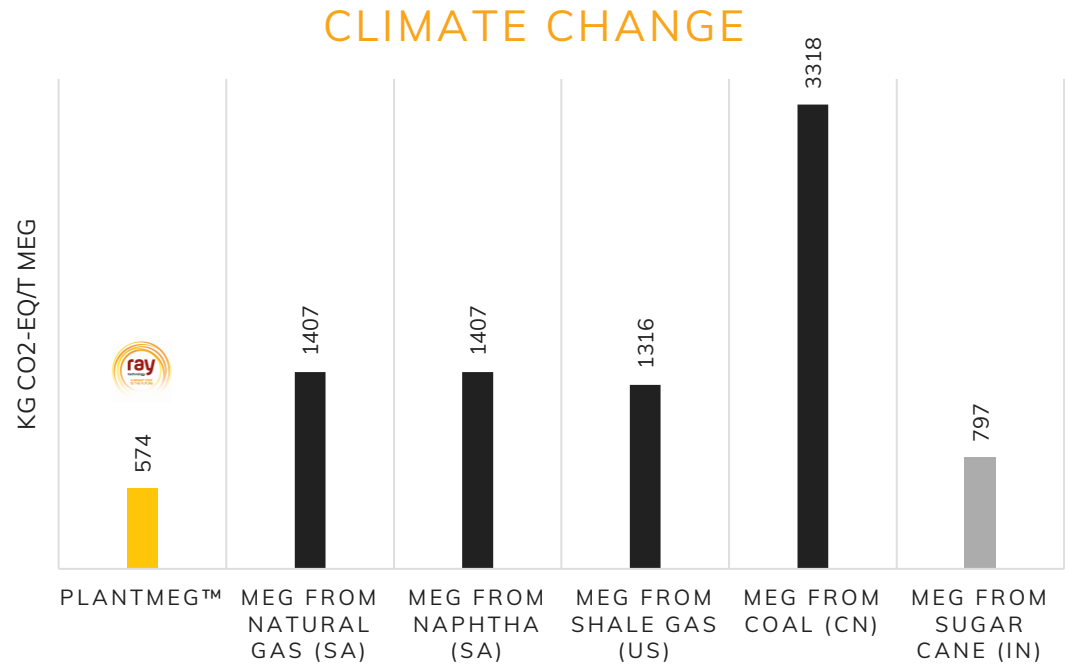


Climate Change Impact



Ray plantMEG™ is best-in-class on the Climate Change Impact Category

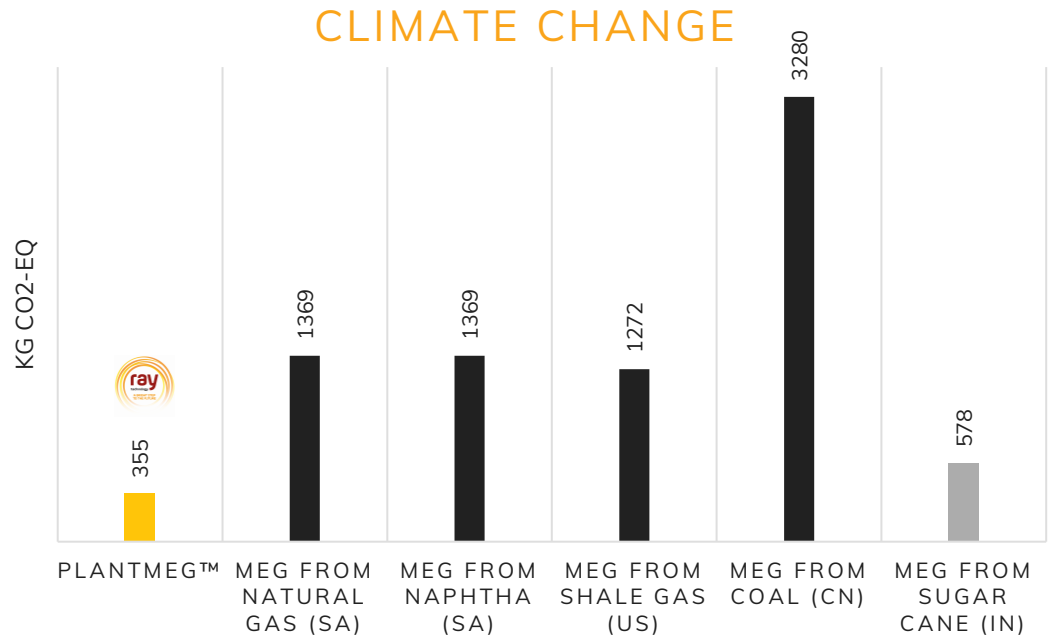
- Ray Technology™ outperforms all incumbent technologies
- The climate change reduction for Ray Technology is largely driven by the feedstock contribution.
- The thermal energy use of Ray Technology™ drives the vast remainder of the carbon footprint (28%)



Source: Final outcomes of environmental cradle-to-grave life cycle analysis, performed with Sphera and subjected to independent panel review. Economic Allocation Is applied across all technologies. End of Life emissions are determined based on the EU PET Bottle Collection and Recycling Targets for 2025 and Circular Footprint Formula (CFF), Ray plant-MEG™ based on Dutch beet sugar, assumes green H₂

The positive climate change impact of Ray plantMEG™ is amplified by the use of the Substitution approach

The use of the Substitution approach amplifies the difference, in favor of biobased production technologies like Ray Technology, due to its biogenic carbon content



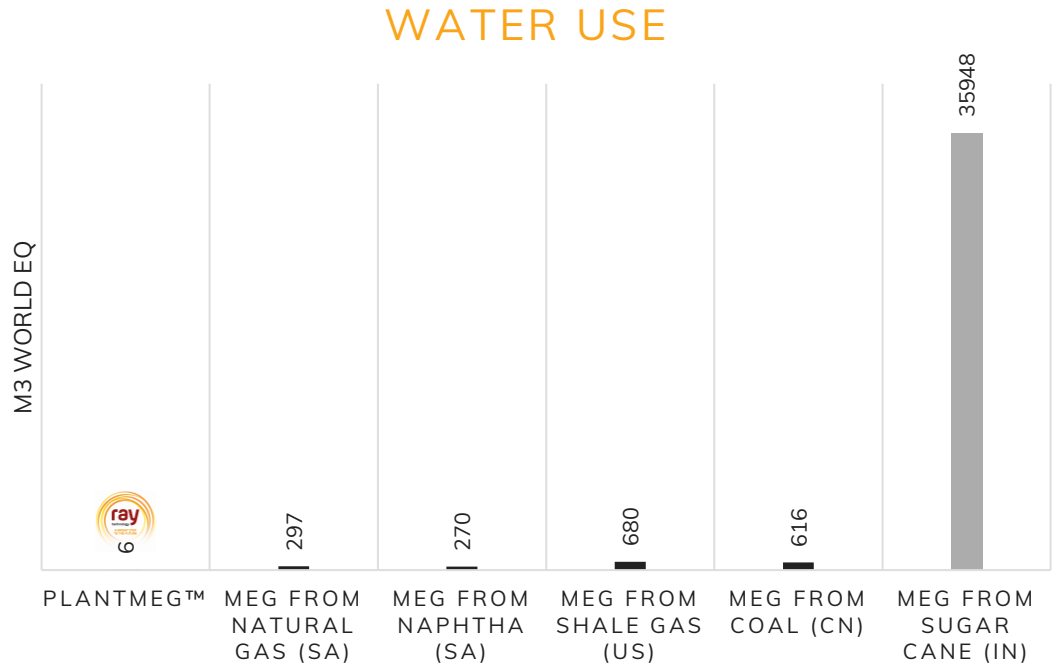
Source: Final outcomes of environmental cradle-to-grave life cycle analysis, performed with Sphera and subjected to independent panel review. Economic Allocation Is applied across all technologies. End of Life emissions are determined based on the EU PET Bottle Collection and Recycling Targets for 2025 and the Substitution approach, Ray plant-MEG™ based on Dutch beet sugar, assumes green Hz



Other Environmental Impact Categories

Water Scarcity

- Ray Technology™ strongly outperforms all incumbent MEG production technologies from a Water Scarcity perspective
- This is driven by the limited relevance of water scarcity in North-Western Europe, the inherent limited net use of water in Ray Technology™ and the advantaged water footprint of Cosun Beet Company beet sugar (compared to Indian cane sugar)

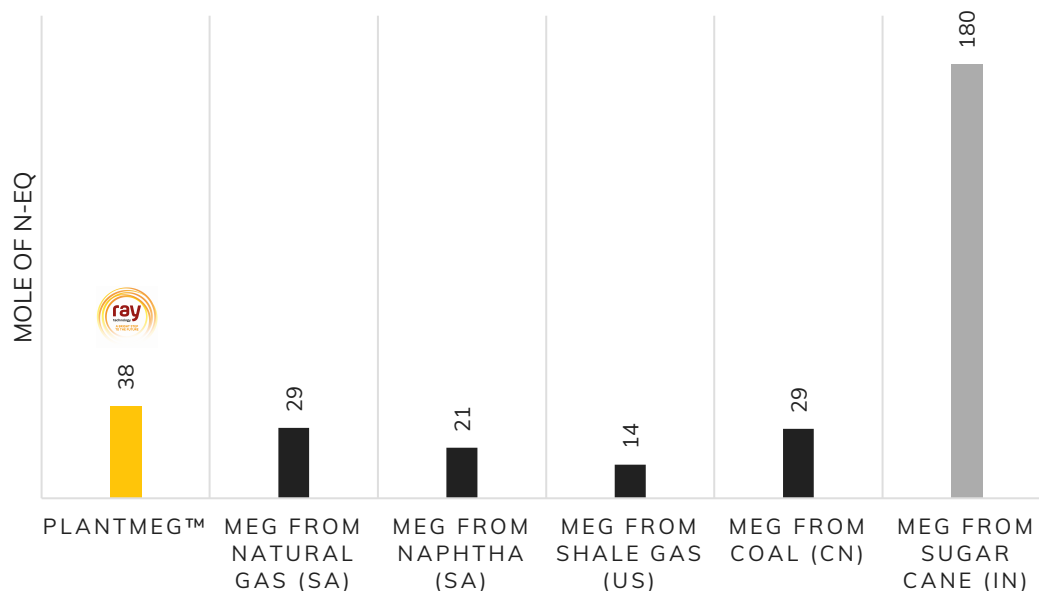


Source: Final outcomes of environmental cradle-to-grave life cycle analysis, performed with Sphera and subjected to independent panel review. Economic Allocation Is applied across all technologies. End of Life emissions are determined based on the EU PET Bottle Collection and Recycling Targets for 2025 and Circular Footprint Formula (CFF), Ray plant-MEG™ based on Dutch beet sugar, assumes green H₂

Eutrophication - Terrestrial

- Technologies, relying on biomass feedstock, typically result in more terrestrial eutrophication compared to fossil technology due to the dependence on and impact of agriculture
- This also applies to Ray Technology and Indian ethanol-based MEG production technology, although Ray plantMEG™ is still more favored from a terrestrial eutrophication perspective

EUTROPHICATION, TERRESTRIAL



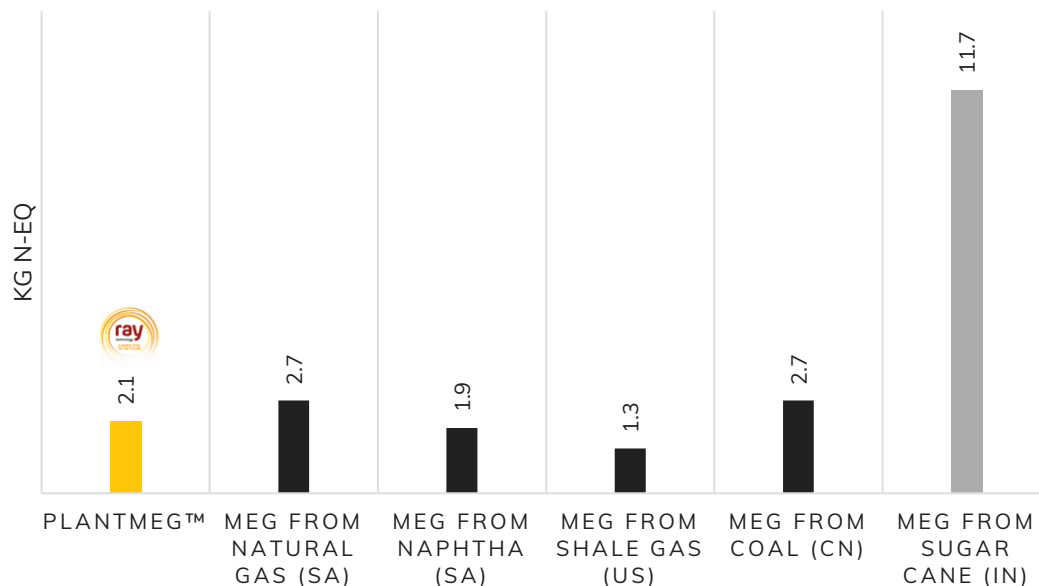
Source: Final outcomes of environmental cradle-to-grave life cycle analysis, performed with Sphera and subjected to independent panel review. Economic Allocation Is applied across all technologies. End of Life emissions are determined based on the EU PET Bottle Collection and Recycling Targets for 2025 and Circular Footprint Formula (CFF), Ray plant-MEG™ based on Dutch beet sugar, assumes green H₂



Eutrophication - Marine

- Technologies, relying on biomass feedstock, typically result in more freshwater eutrophication compared to fossil technology due to the dependence on and impact of agriculture
- This also applies to Ray Technology and Indian ethanol-based MEG production technology, although Ray plantMEG™ is more advantaged from a freshwater eutrophication perspective

EUTROPHICATION, MARINE

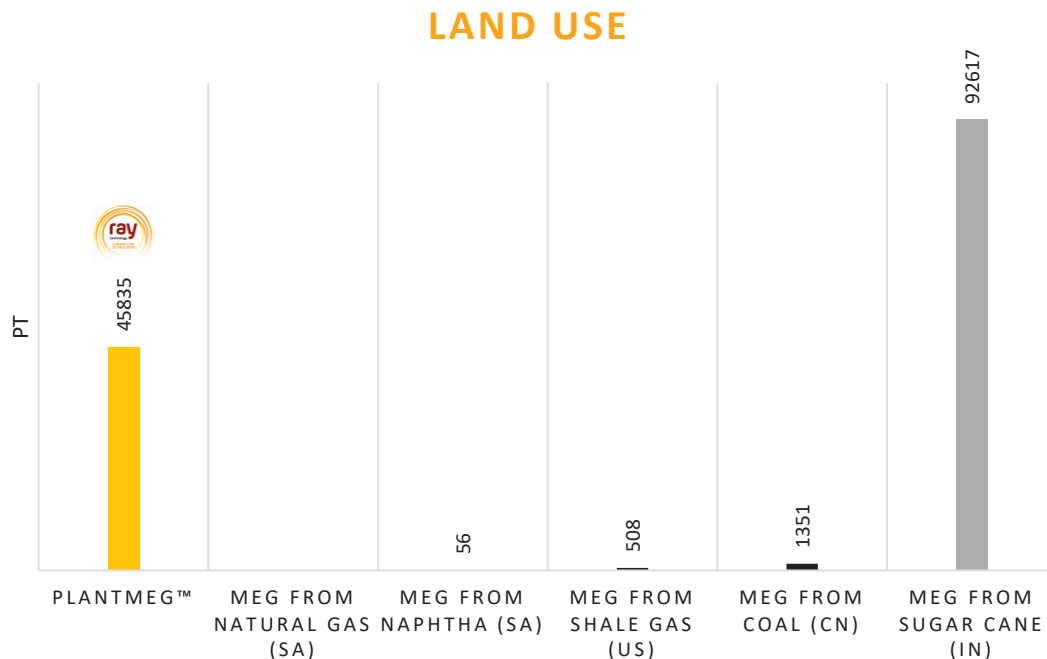


Source: Final outcomes of environmental cradle-to-grave life cycle analysis, performed with Sphera and subjected to independent panel review. Economic Allocation Is applied across all technologies. End of Life emissions are determined based on the EU PET Bottle Collection and Recycling Targets for 2025 and Circular Footprint Formula (CFF), Ray plant-MEG™ based on Dutch beet sugar, assumes green Hz



Land Use

- Technologies, relying on biomass feedstock and agriculture, typically result in more land use compared to fossil technologies
- Nevertheless, Ray plantMEG™ is more advantaged than ethanol-based MEG

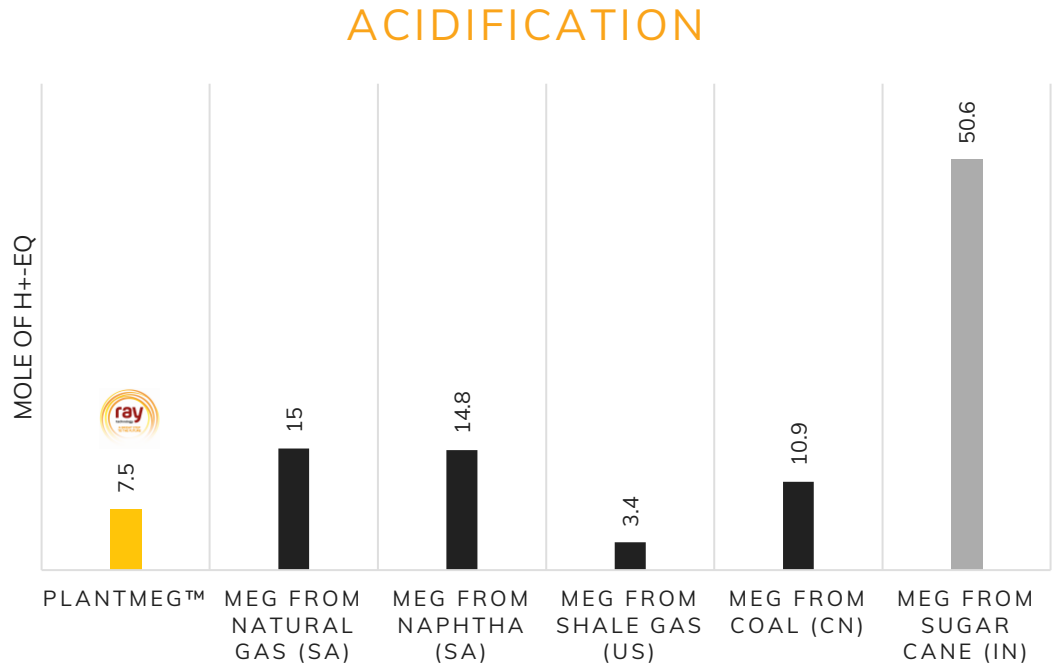


Source: Final outcomes of environmental cradle-to-grave life cycle analysis, performed with Sphera and subjected to independent panel review. Economic Allocation Is applied across all technologies. End of Life emissions are determined based on the EU PET Bottle Collection and Recycling Targets for 2025 and Circular Footprint Formula (CFF), Ray plant-MEG™ based on Dutch beet sugar, assumes green Hz



Acidification

- Ray plantMEG™ acidification impact is in similar order of magnitude as fossil incumbents but several times more favorably positioned than ethanol-based MEG since Dutch beet sugar outperforms significantly Indian sugar cane in this aspect.

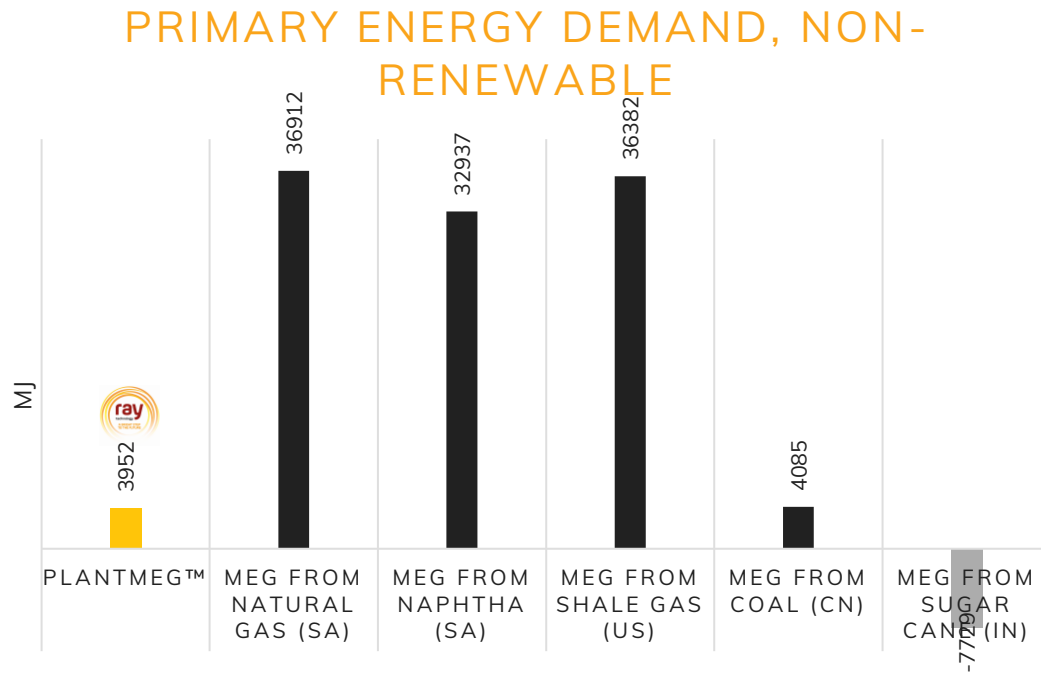


Source: Final outcomes of environmental cradle-to-grave life cycle analysis, performed with Sphera and subjected to independent panel review. Economic Allocation Is applied across all technologies. End of Life emissions are determined based on the EU PET Bottle Collection and Recycling Targets for 2025 and Circular Footprint Formula (CFF), Ray plant-MEG™ based on Dutch beet sugar, assumes green H₂



Primary Energy Demand, Non Renewable

- Primary Energy Demand (non-renewable) of Ray plantMEG™ is more favorable than the conventional fossil EO processes
- The negative value for ethanol-based MEG is driven by bagasse (sugarcane by-product) incineration and corresponding credits

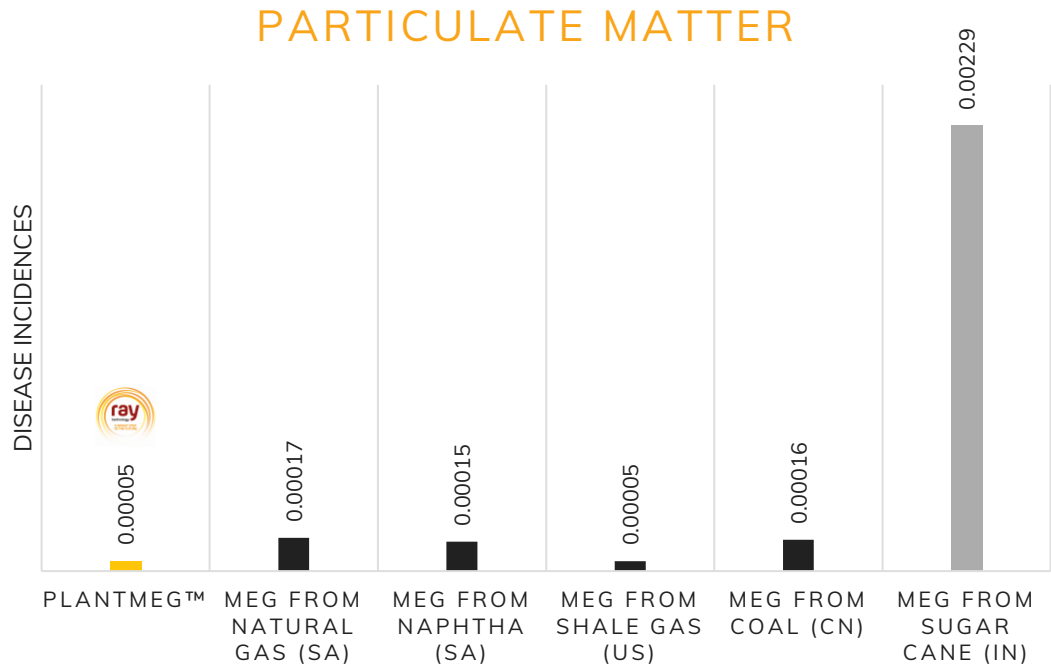


Source: Final outcomes of environmental cradle-to-grave life cycle analysis, performed with Sphera and subjected to independent panel review. Economic Allocation Is applied across all technologies. End of Life emissions are determined based on the EU PET Bottle Collection and Recycling Targets for 2025 and Circular Footprint Formula (CFF), Ray plant-MEG™ based on Dutch beet sugar, assumes green Hz



Particulate Matter

- Primary Energy Demand (non-renewable) of Ray plantMEG™ is performing in a similar order of magnitude as the incumbent fossil process and outperforming the ethanol-based route since Dutch beet sugar outperforms significantly Indian sugar cane in this aspect.



Source: Final outcomes of environmental cradle-to-grave life cycle analysis, performed with Sphera and subjected to independent panel review. Economic Allocation Is applied across all technologies. End of Life emissions are determined based on the EU PET Bottle Collection and Recycling Targets for 2025 and Circular Footprint Formula (CFF), Ray plant-MEG™ based on Dutch beet sugar, assumes green Hz



Acknowledgement

Acknowledgement

The following projects have supported the establishment of the plantMEG™ LCA:



Horizon 2020
European Union Funding
for Research & Innovation



Bio-based Industries
Consortium



Europese Unie
Europees Fonds voor Regionale Ontwikkeling

The IMPRESS and VEHICLE projects have received funding from the European Union's Horizon 2020 research and innovation programme under grant agreement No 869993 and 837866